

DIRECTIONS FOR USE

Apply at a rate of one tag per animal. DO NOT tag calves less than 3 months of age as ear damage may occur. Remove tags before slaughter.

Animal and pest: Cattle including lactating dairy cows. - Buffalo flies (*Haematobia irritans exigua*), Cattle lice (*Damalinia bovis*, *Linognathus vituli*, *Haematopinus eurysternus*, *Solenoptes capillatus*)

State: All states and territories.

Critical Comments: For Buffalo fly control: Apply when fly numbers reach unacceptable levels. Removal of tags after 3 months will ensure that buffalo fly populations are not exposed to sub-lethal doses which may increase the chance of resistance. Remove tags with tag removal knife. The level & duration of control may be reduced under high fly pressure. The whole herd is to be treated concurrently.

For Cattle lice control: Apply tags in late Autumn or early Winter and remove after 3 months.

WITHHOLDING PERIODS: Meat: Nil, Milk: Nil

EXPORT SLAUGHTER INTERVAL: Zero

ROTATION PROGRAM FOR BUFFALO FLY CONTROL: Y-TEX WARRIOR™ Insecticidal Cattle Ear Tags contain organophosphate (OP) insecticides and are specifically recommended for use in a rotation program with synthetic pyrethroid (SP) tags (eg. PYthon®) for the control of Buffalo fly. A three year program is currently recommended with the use of OP tags in years 1 and 2 and PYthon in the third year. **For more information: www.flytags.com**

NOT TO BE USED FOR ANY PURPOSE, OR IN ANY MANNER CONTRARY TO THIS LABEL, UNLESS AUTHORISED UNDER APPROPRIATE LEGISLATION.

GENERAL INSTRUCTIONS: WARRIOR™ Insecticidal Cattle Ear Tags will give effective control of Buffalo fly and Cattle lice if used regularly on all animals in the group. The treatment regime with a periodic rotation program will reduce the potential for insecticide resistance to develop in Buffalo flies.

Application: Apply tags with the Y-TEX Ultra Tagger® (figures 1 to 4)

FIGURE 1

Seat male button firmly on pin, press down and give a slight twist.

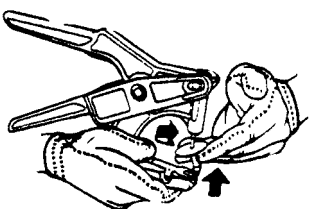


FIGURE 2

Place female tag under clip by depressing lever. Collar on tag must be pointing down. Tag and button are now ready for application.

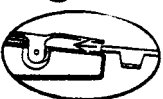


FIGURE 3

Position male stud between the second and third radial cartilage on the front or back of the ear. Do not allow shaft of the male button to penetrate any cartilage rib or blood vessels or ear damage may result.

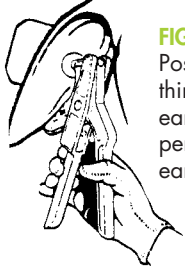


FIGURE 4

Squeeze handles of applicator together. When properly positioned, the tag should hang as shown.



Protection of Livestock, Wildlife, Fish, Crustacea and Environment

Use tags only on cattle. DO NOT contaminate streams, rivers or waterways with the tags or used containers.

DISPOSAL: Destroy empty containers by crushing them. Dispose of containers and spent tags at a local authority landfill that does not burn its refuse. If there is no local authority landfill readily available in your area, bury the containers and spent tags at a depth of 500mm or more at an approved disposal site. DO NOT burn empty containers or spent tags.

SAFETY DIRECTIONS

Product may be poisonous if swallowed. Avoid contact with eyes and skin. Facial skin contact may cause temporary facial numbness. Repeated minor exposure may have a cumulative poisoning effect. When using the product wear rubber gloves. Wash hands after use. After each day's use wash gloves.

FIRST AID: If rubbed in eyes, flush with plenty of water. If accidentally sucked, give milk or water, or if eye irritation persists, contact a doctor or Poisons Information Centre. Phone 13 11 26.

Material Safety Data Sheets: If additional hazard information is required, refer to the Material Safety Data Sheet. For a copy, phone (02) 6282 5325.

STORAGE: Store below 30°C (Room Temperature). Store in original container in a dry, cool place. DO NOT store in direct sunlight.

NOTICE OF WARRANTY:

Manufacturer's Warranty and Exclusion of Liability: This product as supplied is of a high grade and believed to be suitable for any purpose for which it is expressly recommended and must be used in accordance with the DIRECTIONS FOR USE given on the label. No responsibility is accepted in respect of this product, save those non-excludable conditions implied by any Federal and State legislation or law of a territory.

EPA EST. No. 39039 - WY-01

APVMA No. 51524/0202