

DIRECTIONS FOR USE

Restraints: Remove tags prior to slaughter.

Animal and Pest: Cattle including lactating dairy cows - Buffalo Flies (*Haematobia irritans exigua*), nuisance flies and Cattle Biting Lice (*Damalinia bovis*).

State: Qld, N.S.W., N.T., W.A. Buffalo Fly All States - Cattle Biting Lice and nuisance flies.

Rate: One tag on one ear of each animal (1/head) for Buffalo Fly, nuisance fly and Cattle Biting Lice.

General Indications: For Buffalo Fly control: Apply when fly numbers exceed acceptable levels. Removal of tags after 3 months will ensure fly populations are not exposed to sublethal doses, which may increase the chance of resistance. Remove tags with tag remover. **The level and duration of control may be reduced under high fly pressure.** The whole herd is to be treated concurrently. For Cattle Biting Lice: Apply tags in late Autumn or early Winter and remove after 3 months.

WITHHOLDING PERIOD: Meat: Nil, Milk: Nil ESI: Zero

Y-TEX PYthon MAXIMA Insecticidal Cattle Ear Tags are specifically recommended for use in a rotation program with organophosphate (OP) tags (e.g. WARRIOR or OPTimizer) for the control of Buffalo Fly. A 2 to 3 year program is currently recommended with use of OP tags in years 1 and 2 and PYthon tags in the third year.

NOT TO BE USED FOR ANY PURPOSE, OR IN ANY MANNER CONTRARY TO THIS LABEL, UNLESS AUTHORIZED UNDER APPROPRIATE LEGISLATION.

Application: Apply tags with the Y-TEX Ultra Tagger® (Figures 1 to 3)

FIGURE 1

Seat male button firmly on pin, press down and give a slight twist.

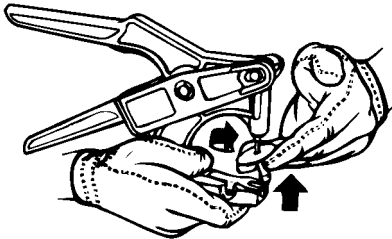


FIGURE 2

Place female tag under clip. Collar on tag must be pointing away from pin.

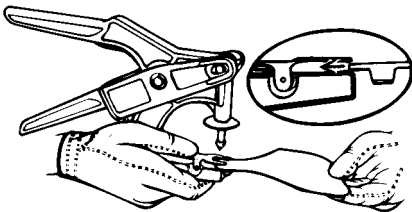
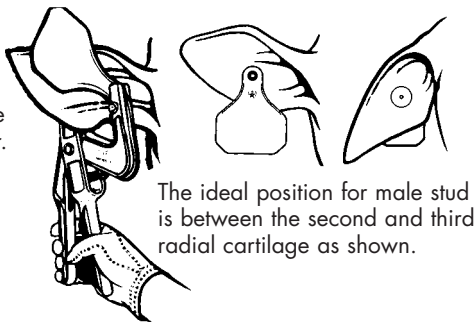


FIGURE 3

Position applicator over ear and squeeze handles together.



Protection of Livestock, Wildlife, Fish, Crustacea and Environment

Use tags only on cattle. DO NOT contaminate streams, rivers or waterways with the tags or used containers.

DISPOSAL: Destroy empty containers by crushing them. Dispose of containers and spent tags at a local authority landfill that does not burn its refuse. If there is no local authority landfill readily available in your area, bury the containers and spent tags at a depth of 500mm or more at an approved disposal site. DO NOT burn empty containers or spent tags.

SAFETY DIRECTIONS

Product may be poisonous if swallowed. Avoid contact with eyes and skin. Facial skin contact may cause temporary facial numbness. Repeated minor exposure may have a cumulative poisoning effect. When using the product wear rubber gloves. Wash hands after use. After each day's use wash gloves.

FIRST AID: If poisoning occurs, contact a doctor or Poisons Information Centre, phone 13 11 26.

Material Information Data Sheets: If additional hazard information is required, refer to the Material Safety Data Sheet. For a copy, phone (02) 6282 5325 or go to www.flytags.com.

STORAGE: Store below 30°C (Room temperature). Store in original container in a dry, cool place. DO NOT store in direct sunlight.

NOTICE OF WARRANTY:

Manufacturer's Warranty and Exclusion of Liability:

This Product as supplied is of a high grade and believed to be suitable for any purpose for which it is expressly recommended and must be used in accordance with the direction for use given on the label. No responsibility is accepted in respect of this product, save those non-excludable conditions implied by any Federal and State legislation or law of a territory.

EPA EST. No. 39039-WY-01

APVMA No. 57920/0305

For more information on Buffalo fly control, contact FLYCAM* Pty. Ltd.,

PO Box 405, Kenmore Qld. 4069 | Fax 07 3277 7071

www.flytags.com

***Specialising in the Integrated Control of Buffalo Fly**